



Ultimaker 2+ series

Product data sheet

A benchmark for quality

Designed by experts and enriched by our global community, Ultimaker 2+ performs even complex 3D printing tasks with ease. It's particularly effective for printing bridging, overhangs, and accurate details. This enables users to create high-quality results, tailored to their business.

Loved around the world

Ultimaker 2+ has received numerous industry awards – including 3D Hubs, Make Magazine, and Digital Trends. Engineering.com described it as “a reliable, high-resolution prototyping machine fit for engineers, designers, educators, and students”.

Key features

- ✓ **Swappable nozzles:** Quickly change between fast or detailed prints
- ✓ **Geared feeder:** Boosts torque for more reliable extrusion
- ✓ **Heated build plate:** Better adhesion and more material choice
- ✓ **High build volume to footprint ratio:** Unobtrusive on a desk while offering a sizeable build chamber

Why choose Ultimaker?



3D printers that simply work

Our award-winning 3D printers are robust, reliable, and easy to use. They deliver quality parts time and again. Certified to run 24/7, they allow you to achieve the results you need more quickly and easily.



Software ready for Industry 4.0

Trusted by millions of users across 14 languages, Ultimaker Cura software integrates with any workflow through Ultimaker Marketplace plugins for many industry-standard CAD platforms.




Material choice like never before

Ultimaker offers the widest material choice on the market. With an open filament system, you can always find the right material properties for your application – from heat, chemical, or wear resistance to flexibility.



Support dedicated to your success





Wherever you are in the world, Ultimaker support is close by. Our global network of service partners offer professional installation, training, and maintenance in your language and time zone.



Ultimaker 2+ series specifications

Printer and printing properties	Technology	Fused filament fabrication (FFF)	
	Print head	Single extrusion with swappable nozzles	
	Build volume (XYZ)	Ultimaker 2+	223 x 223 x 205 mm (8.8 x 8.8 x 8.1 in)
		Ultimaker 2 Extended+	223 x 223 x 305 mm (8.8 x 8.8 x 12 in)
	Layer resolution	0.25 mm nozzle: 150 - 60 micron 0.4 mm nozzle: 200 - 20 micron 0.6 mm nozzle: 400 - 20 micron 0.8 mm nozzle: 600 - 20 micron	
	XYZ resolution	12.5, 12.5, 5 micron	
	Build speed	< 24 mm ³ /s	
	Build plate	Heated glass build plate (20 - 100 °C)	
	Nozzle diameter	0.25, 0.4, 0.6, and 0.8 mm nozzles (included)	
	Operating sound	50 dBA	
Connectivity	SD card (included)		
Physical dimensions	Dimensions (with Bowden tubes and spool holder)	Ultimaker 2+	342 x 493 x 588 mm (13.5 x 19.4 x 23.1 in)
		Ultimaker 2 Extended+	342 x 493 x 688 mm (13.5 x 19.4 x 27.1 in)
Software	Net weight	Ultimaker 2+	11.3 kg (24.9 lbs)
	Ultimaker 2 Extended+	12.3 kg (27.1 lbs)	
Warranty	Supplied software	Ultimaker Cura, our free print preparation software	
	Supported OS	Windows, MacOS, and Linux	
Warranty	Warranty period	12 months	

Compatible accessories

			
<p>Nozzle packs 0.25, 0.4, 0.6, 0.8 mm Choose a nozzle size to fit your printing needs</p>	<p>Maintenance kit All-in-one maintenance solution minimizes downtime</p>	<p>Advanced 3D printing kit Add a front enclosure, extra nozzles, and adhesion sheets</p>	<p>Adhesion sheets x25 For effective build plate adhesion</p>

Compatible materials

Unlock a wide range of applications with Ultimaker materials, or use any 2.85 mm filament available on the market.

<p>Easy to print and visual quality</p> <ul style="list-style-type: none"> • Ultimaker PLA 	<p>Mechanical strength</p> <ul style="list-style-type: none"> • Ultimaker ABS • Ultimaker PC • Ultimaker CPE 	<p>Wear resistance</p> <ul style="list-style-type: none"> • Ultimaker Nylon • Ultimaker PP 	<p>Heat resistance</p> <ul style="list-style-type: none"> • Ultimaker CPE+ 	<p>Flexibility</p> <ul style="list-style-type: none"> • Ultimaker TPU 95A
--	--	---	--	---

